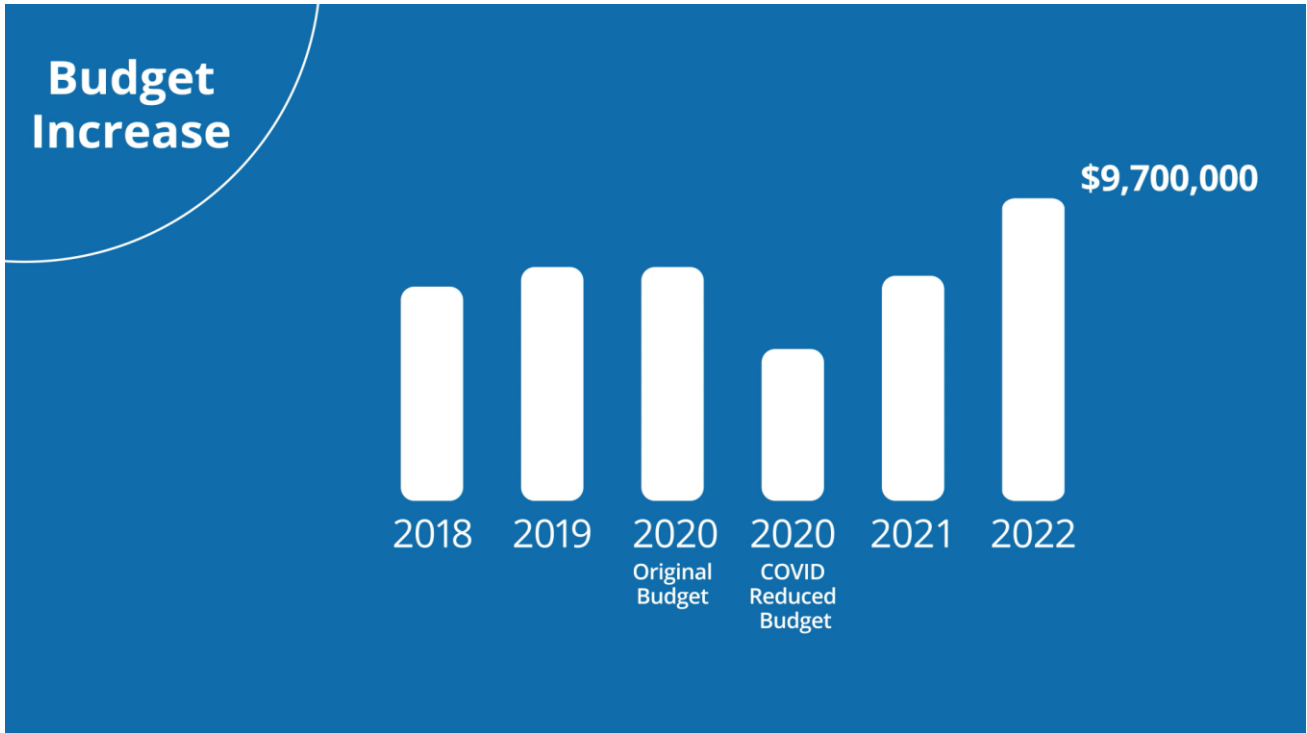


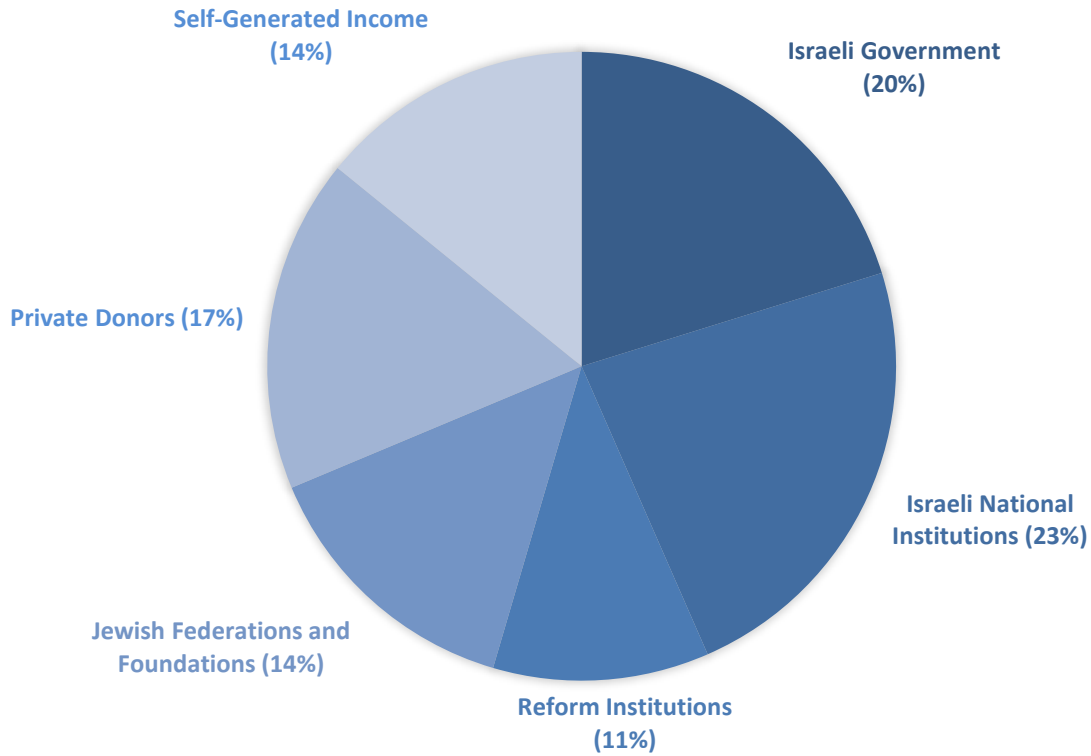
## IMPJ Impact Report – Finances



Year	Budget	Details
<b>2018</b>	7,691,800	
<b>2019</b>	7,679,500	
<b>2020</b>	7,760,700	
<b>2020 COVID Reduced Budget</b>	6,596,600	Reduction of 15%
<b>2021</b>	7,472,000	
<b>2022</b>	9,742,800	Increase in governmental support

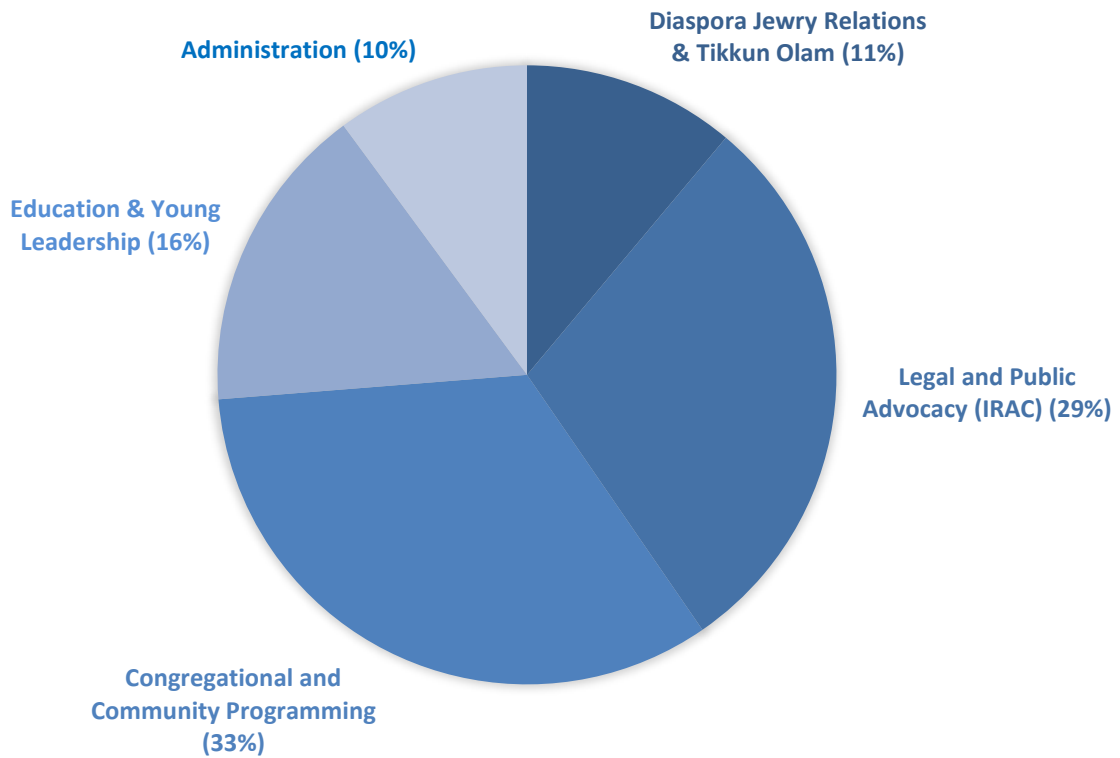


## INCOME



Source	Income (USD)	Details
Israeli Government	1,977,301 (20%)	For more detail on each category, please see the Annual Report full listing of major donors, partners and supporters.
Israeli National Institutions	2,245,054 (23%)	
Reform Institutions	1,089,587 (11%)	
Jewish Federations and Foundations	1,348,009 (14%)	
Private Donors	1,675,072 (17%)	
Self-Generated Income	1,407,777 (14%)	
<b>TOTAL</b>	<b>9,742,800</b>	

## EXPENSES



Item	Expense (USD)	Details
Diaspora Jewry Relations & Tikkun Olam	1,096,420 (11%)	Domim-aLike Keren b'Kavod Mishlachat programs
Legal and Public Advocacy (IRAC)	2,821,344 (29%)	Public Advocacy Activities Center for Racial Discrimination Legal Aid Center for Olim
Congregational and Community Programming	3,259,406 (33%)	54 Reform congregations and communities Rabbis and leadership training
Education & Young Leadership	1,551,844 (16%)	Yachdav and pluralistic education in Israeli schools Noar Telem youth movement Tlamim young adult programming
Administration	1,013,786 (10%)	Office and overhead, PR, resource development
<b>TOTAL</b>	<b>9,742,800</b>	